

MAID & JANITORIAL CARTS

CONTINENTAL MAID & JANITORIAL CARTS

These carts are built of tough plated tubular steel or strong structural plastic and are designed for every job-large or small.



NAME	ORDER#	MFG#	DESCRIPTION	PK.	WEIGHT
HUSKEE FOLDING CART FRAME & #276 BAG	10260275	CN275	The Huskee cart folds flat for easy, space saving storage. 6 Bushel #275 vinyl bag Dimensions: 37 3/4"H x 28" W x 26 1/4"D	1	23 lbs.
VINYL BAG FOR HUSKEE	10260276	CN276	6-bushel vinyl replacement bag for #275. Dimensions: 29 1/2"H x 20 1/2"W x 20"D	1	2 lbs.
10 POCKET VINYL CADDY FOR HUSKEE	10260277	CN277	Fits #275 folding cart. Dimensions: 24" x 19".	1	1.3 lbs.
MAIDS CARRIER	10100048	CN48	Made of high density polyethylene, this handy carrier fits most janitor carts. Dimensions: 5 1/4"H x 16" Wx11"D	6	7.5 lbs.
MAXI MAID'S CARRIER	10100049	CN-49	Made of high density polyethylene. Accommodates up to 4 1/4" diameter containers. Dimensions: 8" H x 19" W x 13 1/2"D	6	17 lbs.
PORT-A-CART JANITOR	10260271	CN271	Plated tubular frame. Attached Hanger for dustpan & mop handle. 4-bushel bag included. Dimensions: 39 1/2"H x 18W " x 34"D 3 Ball Bearing Casters	1	25 lbs
YELLOW DUCK BAG FOR PORT-A-CART	10100929	CN-29	Dimensions: 30"H x 16"W x 8"D. 4 Bushel	1	1 lbs.

CONTINENTAL UTILITY CART

Designed for maximum versatility and easy mobility. Molded of tough structural plastic, this cart is lightweight, but heavy duty on the job. Easily holds 200 lbs. per shelf. Seamless construction for easy cleaning and smooth-corner design will be easy on walls and halls. All Carts roll on big 5" non-marking casters, 2 swivel & 2 tracking. The Cart will accommodate (without tools) the Continental #25 - 25 gal., #8323 - 1 23 gal., or #8321 21 gal. wastebaskets.



NAME	ORDER#	MFR#	COLOR	PACK	WEIGHT
UTILITY CART (32"H x 16"W x 30"D)	10115800	CN-5800	GREY	1	36 lbs.
MIDDLE SHELF FOR 5800 UTILITY CART	10125801	CN-5801	BEIGE	1	10.5 lbs.
LARGE UTILITY CART (36"H x 24"W x 36"D)	10105802	CN-5805	GREY	1	36 lbs.
MIDDLE SHELF FOR 5805 UTILITY CART	10555805	CN-5806	BEIGE	1	14.8 lbs.
	10555807	CN-5805	GREY	1	36 lbs.
	10555806	CN-5806	BEIGE	1	14.8 lbs.

CONTINENTAL 3 SHELF BUSSING CART

This attractive bussing cart is made of easy-to-clean seamless structolene. Raised on three sides, Heavy duty aluminum uprights. With a 4" non-marking casters. Rounded corners protect walls and doors. Steer from either end. Accommodates refuse & silverware bins. 200 lb capacity.



NAME	ORDER#	MFR#	DESCRIPTION	PACK	WEIGHT
3 SHELF BUSSING CART 36" x 16" x 31"H	10555810	CN-5810	BEIGE	1	28.6 lbs.



MAID & JANITORIAL CARTS

HANDY KLENZ JANITOR'S CART



ORDER#	MFG#	DESCRIPTION	PACK	WEIGHT
23510160	HK 160	These plastic carts are virtually indestructible and much quieter than conventional metal units. They're rust, corrosion and dent proof. The color is molded right in so it can not scratch off, peel or chip. The 3" ball-bearing front casters and large 8" rear wheels provide excellent maneuverability. Bag included. Assembly required.	1	34.5 lbs.
23510161	HK 161	Replacement bag.	1	.85 lbs.

COMPACT, STANDARD AND EXTENDED JANITORIAL CARTS

NAME	ORDER#	COLOR	MFG#	DESCRIPTION	PK.	WEIGHT
COMPACT CLEANING CART W/25 GAL. ZIPPERED VINYL BAG	10260182	BLUE	CN-182	Three versions available to meet any Janitorial Cleaning Cart requirement. Derma-Tek smooth-surface design is easy to clean and keep clean. Built-in tool holders for common cleaning items, easily accommodates the #119, 120 or 114 Safety Signs, mop sticks, 26qt or 35 qt Splash Guard or Unibody Mopping System, plus brushes, brooms, dusters, dustpans, electric cords, a vacuum or sweeper, etc.. Bag hooks are molded in and provide a smooth plastic surface for hanging the bag. Single steel 'bail' allows user to easily hang a poly liner within the zippered vinyl bag. Continental's Janitorial Carts can accommodate the 32 gal square or Round Huskee and the 44 gal. Huskee or SuperKan. (all with or without dolly) on the front shelf area in place of the mopping combo. Optional #8323 Wall Hugger, 23gal Receptacle can be added as a rigid liner. Will accept two optional locking compartments (187YW)...a CCP exclusive feature! Continental is the only manufacturer to offer a dual bucket system on a plastic janitorial cart (#186). In BLue or Grey. Specify when ordering. #182 Dimensions: 43.5" x 30.75" x 38". #184 Dimensions: 55 5/8" x 30.75" x 38". #186 Dimensions: 73 7/8" x 20.75" x 38".	1	33 lbs.
	10261182	GREY			1	33 lbs.
STANDARD CLEANING CART W/25 GAL. ZIPPERED VINYL BAG	10260184	BLUE	CN-184		1	40 lbs.
	10261184	GREY			1	40 lbs.
EXTENDED CLEANING CART W/25 GAL. ZIPPERED VINYL BAG	10260186	BLUE	CN-186		1	45 lbs.
JANITORIAL LOCK BOX, FITS #184 & 186 CARTS	10260187	YELLOW	CN-187YW		1	6.1 lbs.
25 GAL. ZIPPERED VINYL BAG	10260188	YELLOW	CN-188YW	6	8.7 lbs.	



182



184



186



187



188



TRUCKS - TILT, HAND, BOX & PLATFORM

CONTINENTAL RECYCLING TILT WHEEL

Designed to promote recycling in any environment, this family of products handles recycling from desk-side to curb-side with containers that conveniently promote the separation of waste at the source. Each of these products are manufactured of 20% or more verifiable post-consumer recycled waste plastic. The color cannot fade, chip, peel or ever scratch off. Impervious to rust or corrosion, these containers also will not dent or crack even under extreme weather conditions. ALL RECYCLING RECEPTACLES HAVE THE "WE RECYCLE" IDENTIFICATION.



NAME	ORDER#	MFG#	DESCRIPTION	PACK	WT
50 GAL. BLUE RECYCLE TILT'N WHEEL CONTAINER WITH LID	10558501	CN5850-1	Dimensions: (HxWxD): 41" x 23" x 27 1/4" overall	2	56 lbs.

WESCO PLASTIC BOX UTILITY TRUCKS

WESCO Plastic Box Trucks are useful for storing, protecting or transporting almost any bulky, heavy material. Built of one-piece molded polyethylene, trucks are easy to keep clean. No corners or seams to catch dirt. One-piece molded construction also assures long service life. FEATURES: One piece seamless molded plastic construction. Five sizes: 4, 8, 12, 16 and 20 bushels. Five color choices: white, grey, blue, red, yellow. Casters mounted on 5-ply plywood base for extra rigidity (except 4 bushel models). Heavy 0.125" wall thickness. Two swivel, two rigid 5" polyurethane casters.



ORDER#	MFG#	COLOR	CAPACITY (GALLONS)	CAPACITY (BUSHELS)	CAPACITY (POUNDS)	OUTSIDE DIMENSIONS HXWXL	APPROX WEIGHT
16272505	272505	White	32	4	350	21.5" x 21" x 32"	19 lbs.
16272509	272509	Blue	64	8	450	30" x 24" x 35.5"	32 lbs.
16272510	272510	White	64	8	450	30" x 4" x 35.5"	32 lbs.
16272513	272513	Grey	96	12	550	35" x 28" x 38"	37 lbs.
16272515	272515	White	96	12	550	35" x 28" x 38"	37 lbs.
16272518	272518	Grey	128	16	600	37" x 30" x 42"	41 lbs.
16272522	272522	Yellow	128	16	600	37" x 30" x 42"	41 lbs.
16272523	272523	Grey	160	20	600	40" x 34" x 46"	54 lbs.
16272525	272525	White	160	20	600	40" x 34" x 46"	54 lbs.

CONTINENTAL PLATFORM TRUCKS

Structural plastic sides add protection against wall and door damage - no bumpers required. 2 swivel, 2 fixed casters provide maximum maneuverability. Designed to withstand temperatures from -40 F/40C to 180F/82C. Quiet smooth & maintenance free. Structural plastic will not rust, dent, crack, chip, peel or splinter unlike conventional metal or wood.

ORDER#	MFG#	DUTY	CAPACITY	DIMENSIONS	PACK	CASTER	WEIGHT
10265860	CN-5860	UTILITY	700 lbs.	24" x 48"	1	5"	68 lbs.

Two (2) handle platform trucks & trucks with 8" pneumatic wheels are also available.



TRUCKS - TILT AND UTILITY

CONTINENTAL HUSKEE TILT TRUCKS






Four models that all feature one piece extra-strong seamless polyethylene construction. Bins will not leak, dent, pit, corrode or absorb moisture. 12-gauge, 7/8" reinforced /welded tubular steel frame is designed for maximum strength and maximum weight. Easily handled by one person. Smooth interior walls prevent adherence and build-up of debris and contaminants. Can easily be cleaned with steam or high-pressure hot water. All exposed parts are protected by rust-preventive grey enamel. And most models are equipped with deluxe roller bearing wheels with grease fittings and solid rubber heavy-duty swivel casters, providing full maneuverability, stability and longer life span. Optional vinyl cover fits snugly with elastic band, keeps debris in and weather out.





NAME	ORDER#	MFG#	DESCRIPTION	PACK	WT
300 LB. 5/8 CU. YD. UTILITY DUTY TILT TRUCK	10265839	CN- 5839 BK	LOAD CAPACITY: 300 lbs. Dimensions: 63 1/4"L x 28 1/2"W x 38"D Utility Duty Tilt Truck, 5/8 cu. yd. Rotational Molded for one-piece extra-strong seamless construction. Narrow width for use through standard office doorways. Inset wheel placement prevents wall door damage and allows for nesting in storage. Lids Available.	1	59 lbs.
750 LB. 5/8 CU. YD. STANDARD DUTY TILT TRUCK	10265840	CN- 5840	LOAD CAPACITY: 750 lbs. Dimensions: 63 1/4"L x 28 1/2"W x 38"D Standard Duty Tilt Truck, 5/8 cu. yd. Rotational Molded for one-piece extra-strong seamless construction. Narrow width for use through standard office doorways. Inset wheel placement prevents wall door damage and allows for nesting in storage. Lids Available.	1	79 lbs.
1200 LB. HEAVY DUTY 5/8 CU. YD. TILT TRUCK	10265845	CN- 5845	LOAD CAPACITY: 1200 lbs. Dimensions: 63"L x 28"W x 38"D Heavy-Duty Tilt Truck, 5/8 cu. yd., 126 gal., 13.6 bushel w/12 gauge x 7/8"OD steel tubing reinforced welded frame and rust preventive grey enamel, 1"OD solid reinforced axle. Two 12" solid vulcanized rubber wheels, 2 1/2" wide, cast-iron hub, ball bearings with grease fittings; two 5" swivel heavy-duty solid rubber casters with ball bearings. Inset wheels for nesting in shipment. Black.	1	81 lbs.
5/8 CU. YD. TILT TRUCK COVER	10265843	CN- 5843 BK	Center hinged, stainless steel domed design. Fits all 5/8 CU. YD. TILT TRUCKS Dimensions: 63 1/4"L x 28 1/2"W x 9"D.	1	22.5 lbs.
800 LB. 1.1 CU.YD. UTILITY TILT TRUCK	10265833	CN 5833	LOAD CAPACITY: 800 lbs. Dimensions: 72 1/2"L x 33 1/2"W x 39 1/2"D Utility Tilt Truck, 1.1 cu. yd. w / 12 gauge x 7/8"OD steel tubing reinforced welded frame and rust preventive grey enamel, 3/4"OD solid tempered steel axle. Two 12" rubber wheels 2 1/2" wide, ball bearing with grease fittings; two 5" swivel solid rubber casters.	1	98 lbs.
2000 LB. HEAVY DUTY 1.1 CU- YD. UTILITY TILT TRUCK	10265835	CN 5835	LOAD CAPACITY: 2000 lbs. Dimensions: 72 1/2"L x 33 1/2"W x 39 1/2"D Utility Tilt Truck, 1.1 cu. yd. w / 12 gauge x 7/8"OD steel tubing reinforced welded frame and rust preventive grey enamel, 1"OD solid reinforced axle. Two 12" solid vulcanized rubber wheels, 2 1/2" wide, cast-iron hub, ball bearings with grease fittings; two 5" swivel heavy-duty solid rubber casters with ball bearing	1	151 lbs.
1.1 CU. YD. TILT TRUCK COVER	10265837	CN- 5837 BK	Arched cover design offers superior performance and load bearing ability. Unique drain gutter and full length stainless steel piano hinge are standard. Designed to fit Continental 1.1cuyd Tilt Trucks, models 5833BK and 5835BK. Dimensions: 72 1/4"L x 34 1/2"W x 7-1/2"H	1	22.5 lbs.
1.5 CU. YD. STANDARD DUTY TILT TRUCK	10265849	CN- 5849 BK	LOAD CAPACITY: 1200 lbs. Dimensions: 86 1/2"L x 42 1/2"W x 50"H. Standard with heavy gauge, enamel coated steel frame and zinc plated caster housings and hardware. These units are designed to last. Frame is tucked into the profile of the unit to support heavy loads and to prevent bulging and tub distortion.	1	202 lbs.
1.5 CU. YD. HEAVY DUTY TILT TRUCK	10265852	CN- 5852 BK	LOAD CAPACITY: 2100 lbs. Dimensions: 86 1/2"L x 42 1/2"W x 50"H. Standard with heavy gauge, enamel coated steel frame and zinc plated caster housings and hardware. These units are designed to last. Frame is tucked into the profile of the unit to support heavy loads and to prevent bulging and tub distortion.	1	151 lbs.
1.5 CU. YD. TILT TRUCK COVER	10265853	CN- 5853 BK	Center hinged, stainless steel domed design. Fits all 1.5 CU. YD. TILT TRUCKS Dimensions: 87"L x 43"W x 9"D.	1	32 lbs.

MATERIAL HANDLING EQUIPMENT AND TAPE

HAND TRUCKS AND BARREL STANDS

	NAME	ORDER#	MFG#	DESCRIPTION	PACK	WT
	WESCO ECONOMY STEEL HAND TRUCK	16210127	WE210127	This 500 lb. capacity hand truck has a 7.5" x 14" nose plate, 16 gauge frame & 10" pneumatic ball bearing wheels. Ships KD. "D" shaped handle. Dimensions: 51"H x 21.5"W.	1	26 lbs.
	CONTINENTAL DELUXE STEEL HAND TRUCK	10260043	CN- 43	For Drums or Cartons. Enamel finish. 650 lbs. load capacity. Dimensions: 46 1/4"H x 19 3/8"W	1	34 lbs.
	WESCO COBRA JR. CONVERTIBLE HAND TRUCK	16220291	220291	New aluminum 650 lb. capacity COBRA convertible hand truck. Changes from 2 wheel to 4 wheel position at the press of a lever. With extruded 18" wide nose plate, 16" deep. Folding nose and aluminum deck. Comes with 10" x 3.5" pneumatic wheels, dual hand grips for improved control & 3 frame cross braces. Frame bed measures 12" x 38" and the unit is 51.75" overall.	1	28 lbs.
	WESCO SUPERLITE FOLDABLE COMPACT TRUCK	16220617	220617	Superlite's nose and wheels fold in for storage & transport. Press of a button releases nose. Unfolding nose moves wheels into operating position. Light weight aluminum with a 19" x 12" noseplate. Elastic straps for securing load. 7" x 1.5" non-marking shock absorbing rubber tread wheels. Handle extends to 42" and contracts to 29.5" x 19" x 2" for storage.	1	8.4 lbs.
	WESCO STANDARD DRUM CRADEL W/INBOARD WHEELS	16240022	CW10 240022	Economical & convenient way to tip, drain & store 55 gallon drums. Easy for one person to use. Ships knock-down boxed for U.P.S. . Polyolefin wheels positioned inside the frame. 600 lb. Capacity	1	29 lbs.

TAPES

	SIZE	ORDER#	DESCRIPTION	PACK
 CARTON SEALING TAPE	2" x 55 Yards	16410255		36
	2" x 110 Yards	16412100	Utility clear polypropylene tape. Tan available.	36
	2" x 1000 Yards	16411000		6
 DUCT TAPE	2" x 60 Yards	16430260	General purpose. Silver, poly wrap with label.	54
 PRINTED BARRICADE TAPE	3" x 1000 Feet	16441010	Yellow with black print. Glo, other colors and other legends such as 'police line', 'Cuidado', & 'Do-Not-Enter' are available as a special order.	10

Many other tapes & sizes & colors available as a special order! Including Strapping, Foil, Marking, Non-slip & Reflective Safety, Teflon®, & Specialty.

If you don't see what you are looking for, Call us!

TRASH LINERS · CARTS · TILT TRUCKS · RECEPTACLES · MATERIAL HANDLING EQUIPMENT