

WASTE RECEPTACLES

CONTINENTAL RECYCLING RECEPTACLES

Designed to promote recycling in any environment, this family of products handles recycling from desk-side to curb-side with containers that conveniently promote the separation of waste at the source. Each of these products are manufactured of 20% or more verifiable post consumer recycled waste plastic. The color cannot fade, chip, peel or ever scratch off. Impervious to rust or corrosion, these containers also will not dent or crack even under extreme weather conditions.
ALL RECYCLING RECEPTACLES HAVE THE " WE RECYCLE " IDENTIFICATION.



NAME	ORDER#	MFG#	DESCRIPTION	PACK	WT
25 GAL. SQUARE "SWINGLINE" WASTEBASKET	10510251	CN25-1	Dimensions(HxWxD): 26 7/8" x 16 1/2" x 16 1/2"	4	35 lbs.
20 GAL RECYCLE WASTEBASKET	10520001	2000-1	Molded of engineered resins with seamless construction, the Huskee™ receptacle is strong and long lasting.	4	6.46 lbs.
32 GAL. HUSKEE CONTAINER	10532001	CN 3200-1	Dimensions: 27 7/8" height x 22" dia.	6	57 lbs.
32 GAL. RECYCLE LID FOR 32 GAL. HUSKEE	10532011	CN 3201-1	White with hole cut for can	6	13.8 lbs.
14 GAL. RECTANGULAR CURBSIDE BIN	10659141	CN5914-1	Dimensions(HxWxD): 14 1/2" x 15 1/2" x 20"	12	23 lbs.
13 5/8 QUART RECTANGULAR WASTEBASKET	10513581	CN1358-1 BLUE	Next to a desk, these wastebaskets offer a convenient reminder of recycling with the permanent silkscreened recycle logo.	12	15 lbs.
13 5/8 QUART RECTANGULAR WASTEBASKET	10513582	CN1358-2 GREEN		12	15 lbs.
28 1/8 QUART RECTANGULAR WASTEBASKET	10528181	CN2818-1 BLUE		12	26 lbs.
28 1/8 QUART RECTANGULAR WASTEBASKET	10518181	CN2818-2 GREEN		12	26 lbs.
41 1/2 QUART RECTANGULAR WASTEBASKET	10514113	CN4114-1 BLUE		12	26 lbs.
41 1/2 QUART RECTANGULAR WASTEBASKET	10514116	CN4114-2 GREEN		12	26 lbs.
23 GAL. HIGH BOY WASTEBASKET	10583231	8322-1	Dimensions(HxWxD): 30 1/2" x 19 3/4" x 11 1/2"	4	32 lbs.
50 GALLON TILT-N-WHEEL	10558501	CN5850-1	CAPACITY: 50 Gallons Dimensions (HxWxD): 41" x 23" x 27 1/4" overall	2	56 lbs.



RECYCLE WASTE RECEPTACLES

CONTINENTAL WALL HUGGER™ RECYCLING CANS, LIDS & DOLLIES

Continental® has updated the look of the Wall Hugger™, creating a sleek and attractive design that holds 23 gallons of waste, but protrudes less than one foot from the wall! The smooth, seamless design provides prolonged life and promotes easy cleaning. The expanded line now includes a version with built-in handles which provide ease of transport. Molded-in hand grips in the receptacle base provide a secure area to grasp when lifting and dumping. A molded-in Bag Cinch eliminates the need to tie knots in the polyliner to keep it secure around the receptacle's rim. ALL BLUE RECYCLING RECEPTACLES HAVE THE "WE RECYCLE" IDENTIFICATION.



RECYCLING

**WALL HUGGER™
23 GALLON BLUE
WASTEBASKET
w/BAG CINCHES**

**WALL HUGGER™
23 GALLON BLUE
WASTEBASKET
w/BAG CINCHES
& HANDLES**



**WALL HUGGER™
RECYCLE LIDS**



**WALL HUGGER™
DOLLIES**

ORDER #	MFG#	DESCRIPTION	PACK	WT
10583231	CN 8322-1	This new design has cinches to hold trash liners in place. Dimensions (HxWxD): 30 1/2" x 19 3/4" x 11 1/2". Fits top T7318 & 7325 or Recycle Lids found below. HOT STAMPED WITH "WE RECYCLE" LOGO	4	27 lbs.
10583232	CN H8322-1 (WITH HANDLES)	These are the same as the CN-8322-1 (Above) with the added convenience of carry handles.	4	28 lbs.

New style lids encourage users to sort their recyclables. Color-coding, as well as trilingual stickers, make identification easy. Stickers state: GLASS, PLASTIC, ALUMINUM, ALUMINUM/PLASTIC, GLASS/PLASTIC, GLASS/ALUMINUM, GLASS/PLASTIC/ALUMINUM, ORGANIC, WASTE, PAPER, and WHITE PAPER. Lids fit all Wall Hugger™ and competitive receptacles.

ORDER #	MFG#	DESCRIPTION	PACK	WT
10107315	CN 7315GY	GREY LID W/HANDLES	4	4 lbs.
10107316	CN 7316GN	GREEN LID W/HOLES	4	4 lbs.
10117316	CN 7316YW	YELLOW LID W/HOLES	4	4 lbs.
10107317	CN 7317BL	BLUE LID W/SLOTS	4	4 lbs.

ORDER #	MFG#	DESCRIPTION	PACK	WT
10578320	CN 8320	New to the Wall Hugger™ Recycling Receptacles offering are two attractive Dollies - one version for a single Wall Hugger™, and another that holds four Wall Hugger™ receptacles. These Dollies are black, powder-coated steel, with 3" non-marking, all-swivel casters. The Quad Dolly comes with a handle, giving it easy maneuverability. Adding these Dollies to Wall Hugger™ Recycle Receptacles creates a mobile waste collection system. Dollies also fit competitive receptacles.	2	17 lbs.
10578324	CN 8320-4		1	18 lbs.



WASTE RECEPTACLES

CONTINENTAL HUSKEE ROUND WASTE RECEPTACLES

Injected molded construction makes the Huskee family of products as tough as the name suggests. Ideal for industrial applications ranging from commercial refuse disposal to food handling and processing. Stackable with lids, nestable without lids, to make the most efficient use of storage space. Lids must be ordered separately.

NSF



NAME	MFG#	DESCRIPTION	PACK	WT
10 GALLON HUSKEE CONTAINER	CN-1001	Dimensions: 17½" height x 15¾" dia. Colors: GREY & WHITE	6	18.5 lbs.
LID FOR 10 GALLON HUSKEE	CN-1002	Colors: GREY & WHITE	6	5.75 lbs.
20 GALLON HUSKEE CONTAINER	CN-2000	Dimensions: 22½" height x 19½" dia. Colors: GREY, WHITE, & BLUE	6	33 lbs.
LID FOR 20 GALLON HUSKEE	CN-2001	Colors: GREY & WHITE	6	9.5 lbs.
32 GALLON HUSKEE CONTAINER	CN-3200	Dimensions: 27½" height x 22" dia. Colors: GREY, WHITE, YELLOW, GREEN, RED, & BLUE	6	57 lbs.
LID FOR 32 GALLON HUSKEE	CN-3201	Colors: GREY, WHITE, YELLOW, & RED	6	14.5 lbs.
DOME TOP LID FOR 32 GALLON HUSKEE	CN-3232	Dimensions: 17¼"H x 24" dia. Colors: GREY, BLUE, RED & BLACK	2	7.5 lbs.
TIP-TOP LID FOR 32 GALLON HUSKEE	CN-3231	Colors: GREY	6	25.5 lbs.
FUNNEL TOP LID FOR 32 GALLON HUSKEE	CN-3233GY	Designed for high volume applications, this open top funnel lid handles indoor applications ranging from food service to industrial. Color: Grey.	4	12.2 lbs.
44 GALLON HUSKEE CONTAINER	CN-4444	Dimensions: 31½" height x 24" dia. Colors: GREY, WHITE, YELLOW, GREEN, RED, & BLUE	4	56 lbs.
LID FOR 44 GALLON HUSKEE	CN-4445	Colors: GREY, WHITE, YELLOW, & RED	4	10 lbs.
DOME TOP LID FOR 44 GALLON HUSKEE AND 55 GAL. STEEL DRUM	CN-4456	Dimensions: 17½"H x 26" dia. Colors: GREY, BLUE, RED	3	32.5 lbs.
FUNNEL TOP LID FOR 44 GALLON HUSKEE	CN-4457GY	Designed for high volume applications, this open top funnel lid handles indoor applications ranging from food service to industrial. Color: Grey.	4	14.04 lbs.



WHEN ORDERING, PLEASE SPECIFY MFG# AND COLOR






WASTE RECEPTACLES

CONTINENTAL HUSKEE ROUND WASTE RECEPTACLES cont.

Injected molded construction makes the Huskee family of products as tough as the name suggests. Ideal for industrial applications ranging from commercial refuse disposal to food handling and processing. Stackable with lids, nestable without lids, to make the most efficient use of storage space. Lids must be ordered separately.

	NAME	ORDER#	MFG#	DESCRIPTION	PACK	WT
	HUSKEE SUPER KAN 44 GAL	10104442	CN4442BK	The Huskee™ SuperKan™ receptacles are classics, and are known as the strongest, safest and smartest receptacles available on the market today. Two versions of this receptacle are available: the SuperKan™ Material Handler and the SuperKan™ BackSaver™.	4	54 lbs.
	55 GALLON HUSKEE CONTAINER	10105501	CN-5500	Dimensions: 33" height x 26½" dia. Colors: GREY	3	54.5 lbs
	LID FOR 55 GALLON HUSKEE	10105502	CN-5501	Colors: GREY	3	12 lbs
	DOME TOP LID FOR 55 GALLON HUSKEE	10115550 Grey	CN-5550	Dimensions: 29" dia x 17-¾" h. Special order Colors: Black, Blue, Red.	2	19.4 lbs

HUSKEE WASTE RECEPTACLES ACCESSORIES

	NAME	ORDER#	MFG#	DESCRIPTION	PACK	WT
	HUSKEE MAID CADDY	10263155	CN3155	This handy accessory combines with 32, 44 and 55 gallon Huskee as well as the 50 gallon Tilt'N Wheel to form a complete maintenance cart. Molded-in hooks provide extra tool storage capacity Color is Grey. Attaches to Rim.	4	7 lbs.
	HUSKEE JANI BAG	10103175	CN3175	Made of heavy gauge polyethylene, this nine-pocket accessory bag attaches securely to 32, 44, & 55 gallon size round Huskee or 48 & 55 gallon square Huskee on dolly. Ideal for carrying all the tools required for even the biggest jobs.	6	10 lbs.
	DOLLY FOR ROUND HUSKEE	10763244	CN3255	This twist-on, twist-off dolly is designed for 20, 32, 44 and 55 gallon Round Huskees. 5 non-marking wheels. Color is black.	2	18 lbs.
	DOLLY FOR SQUARE HUSKEE	10102803	CN2803	This twist-on, twist-off dolly is designed for 28, 40 and 50 gallon Huskee Squares. Color is Black.	2	14.1 lbs.
	DOLLY FOR HUSKEES & BRUTES 20-55 GAL	46402055	7721	Made to fit 20 - 55 gallon drums. Huskee and Brutes. Grey in color.	2	7.5 lbs.



WASTE RECEPTACLES

CONTINENTAL HUSKEE SQUARE WASTE RECEPTACLES

Injected molded construction makes the Huskee family of products as tough as the name suggests. Ideal for industrial applications ranging from commercial refuse disposal to food handling and processing. Designed to fit tightly into corners and to hug walls along traffic ways; 14% more capacity than a round Huskee fitting in the same floor space. Stackable with lids, nestable without lids, to make the most efficient use of storage space. Lids must be ordered separately. Available in 32, 48 and 50 gallon sizes.



SEE PAGE 141 FOR DOLLY

NAME	MFG#	DESCRIPTION	PACK	WT
32 GALLON SQUARE HUSKEE CONTAINER	CN-2800 10102800	Dimensions: 22½" height x 21½" square Colors: GREY	6	55.5 lbs.
LID FOR 32 GALLON SQUARE HUSKEE	CN-2801 10102801	Colors: GREY	6	15 lbs
48 GALLON SQUARE HUSKEE CONTAINER	10104000 GREY CN-4000 10104006 RED	Dimensions: 28 ¾" height x 23 ½" square Colors: GREY & RED	4	52 lbs.
LID FOR 48 GALLON SQUARE HUSKEE	10104002 GREY CN-4001 10104005 RED	Colors: GREY & RED	4	13.3 lbs.
50 GALLON SQUARE HUSKEE CONTAINER	CN-5000 10105000	Dimensions: 32 ¼" height x 25" square Colors: GREY	4	68.3 lbs.
LID FOR 50 GALLON SQUARE HUSKEE	CN-5001 10105001	Colors: GREY	4	16 lbs.

CONTINENTAL HUSKEE TILT 'N WHEEL WASTE RECEPTACLE

Fill it up, the 50 gallon capacity lets you carry more trash in fewer trips and the big 8 inch rubber wheels let you get it there with ease. The built in full width handle is designed for maximum comfort. Extra strength is built in with special double reinforced panel construction. Attached hinged lid covers top completely and helps contain odors.



COLOR	ORDER#	MFG#	DESCRIPTION	PACK	WT
BLACK	10105845	CN5850	CAPACITY: 50 Gallons Dimensions (HxWxD): 41" x 23" x 27¼" overall	2	56 lbs.
YELLOW	10105846				



SEE PAGE 138 FOR RECYCLE TILT WHEEL

WASTE RECEPTACLES

CONTINENTAL WALL HUGGER™ & HALF ROUND WASTE RECEPTACLES

The space saving Wall Hugger holds 23 gallons, yet stands less than one foot from the wall. With the optional mounting bracket, the Wall Hugger can even be hung directly on the wall, saving space while resisting being moved or turned. Unique drip trough prevents liquid waste from running down the front.

	NAME	MFG#	DESCRIPTION	PACK	WT
	HALF ROUND "HIGH BOY" 23 GALLON WALL HUGGER™ WASTEBASKET	CN-8321	Built of durable engineered plastic, these receptacles stand tall in the tightest of places. Space Saving Dimensions (HxWxD): 28 5/8" x 21 3/4" x 12". Colors: BEIGE & GREY.	4	16.8 lbs.
	WALL HUGGER™ 23 GALLON WASTEBASKET W/BAG CINCHES	CN-8322	This new design has cinches to hold trash liners in place. Dimensions(HxWxD): 30 1/2" x 19 3/4" x 11 1/2". Fits top T7318 & 7325 or Recycle Lids found on page 140 Colors: BEIGE, GREY, BROWN, BLACK & GREEN.	4	27 lbs.
	WALL HUGGER™ 23 GALLON WASTEBASKET W/BAG CINCHES & HANDLES	CN-H8322	These are the same as the CN-8322 (Above) with the added convenience of carry handles. Colors: BEIGE, GREY, BROWN, & BLACK.	4	28 lbs.
	WALL HUGGER™ PUSH DOOR LID	CN-T7318	Self-closing, trapping odors & refuse inside. Large & user-friendly. Designed for Wall Huggers™ but fits most rectangular containers. Colors: BROWN/BEIGE, DARK GREY /LIGHT GREY.	4	23 lbs.
	WALL HUGGER™ DROP SHOT LID	CN-7325	The Drop Shot Lids helps to conceal waste providing an inviting, enlarged opening for waste disposal. Compatibility designed for Wall Huggers- but fits most rectangular containers. Opening: 16 3/4" x 8 3/4" Colors: BLACK, BEIGE, GREY, & BROWN.	4	10.5 lbs.
	WALL HUGGER™ MOUNTING BRACKET	CN-8319	The metal bracket holds Wall Hugger receptacle firmly to wall above the floor surface. Can be used with #8323.	4	6 lbs.
	WALL HUGGER™ DOLLIES	CN-8320 CN-8320-4	For single Wall Hugger™, and four Wall Hugger™ receptacles. These Dollies are black, powder-coated steel, with 3" non-marking, all-swivel casters. The Quad Dolly comes with a handle, giving it easy maneuverability. Adding these Dollies to Wall Hugger™ Recycle Receptacles creates a mobile waste collection system. Dollies also fit competitive receptacles.	2 1	17 lbs. 18 lbs.
					



WASTE RECEPTACLES

CONTINENTAL WASTE RECEPTACLES AND SWING & TIP TOP LIDS

Mix or match exciting colors to fit your decor or atmosphere, the vibrant color is molded clear through so it can't scratch, chip, crack or peel. Molded of durable polyethylene, these handsome receptacles are dent and corrosion proof for years of reliable service.



NAME	MFG#	DESCRIPTION	PACK	WT
25 GALLON RECEPTACLE BASE	CN-25	Fits 1600, 1700 & 1702 lids. Fits 5735 series as inner liner. Dimensions (HxWxD): 26 7/8" x 16 1/2" x 16 1/2" Colors: BEIGE, GREY, & BROWN	4	35 lbs.
32 GALLON RECEPTACLE BASE	CN-32	Fits 1600, 1700 & 1702 lids. Dimensions (HxWxD): 31 3/4" x 16 1/2" x 16 1/2" Colors: SAME AS CN-25, ABOVE	4	42 lbs.
DROP SHOT LIDS FOR RECEPTACLE BASE 25 OR 32	CN-1702	Fits 25 or 32 Receptacle Base. Dimensions (HxWxD): 4 3/4" x 16 7/8" x 16 7/8" The two door, center drop design acts as a funnel for refuse and has a large, easy-to-hit opening. The doors are counter-weighted to open easily then close to eliminate odors and insects. Colors: BEIGE, GREY, BROWN	4	17.5 lbs.
SWINGER LID FOR RECEPTACLE BASE 25 OR 32	CN-T1600	Fits 25 or 32 Receptacle Base. Dimensions (HxWxD): 7 7/8" x 16 1/2" x 16 1/2" Colors: BEIGE, GREY, BROWN	4	12 lbs.
TIP TOP (EASY OPEN ACTION) FOR RECEPTACLE	CN-T1700	Fits 25 or 32 Receptacle Base. Dimensions (HxWxD): 5 1/4" x 16 1/2" x 16 1/2" Colors: BEIGE, GREY, WHITE, BROWN	4	11.8 lbs.

WHEN ORDERING, PLEASE SPECIFY MFG # & COLOR

WASTE RECEPTACLES

CONTINENTAL WASTE RECEPTACLES


	NAME	MFG#	DESCRIPTION	PACK	WEIGHT
	15 GALLON ROUN' TOPS WASTE RECEPTACLES WITH RIGID PLASTIC LINER	CN- 1307 Beige & Grey (Others Available)	Structural foam plastic construction insures maximum durability and long life for these general purpose attractive receptacles. The molded-in color won't scratch, dent, rust or peel. The rigid plastic liner (Model 1307) and the quiet self-closing door keeps the debris and odor inside. Model 1425 is used without a liner and therefore use the full 24 gallon capacity of the receptacle. 15 Gallon Dimensions: 37.5" height x 16" dia. 24 Gallon Dimensions: 41.5" height x 18" dia. 21 Gal. liners available. **Factory Mutual Approved**.	1	24.50 lbs.
	24 GALLON ROUN' TOPS WASTE RECEPTACLES (NO LINER)	CN-1425 Black & Grey (Others Available)		1	23.50 lbs.







CONTINENTAL ASSORTED WASTE RECEPTACLES

	NAME	MFG#	DESCRIPTION	PACK	WEIGHT
	24 GALLON "FUNNEL TOP" RECEPTACLES	CN-1430	Big mouth encourages use because of its appealing open, Funnel"Top design. Base has a "key-way" & shoulder design which allow polyliner to be secured, hiding the "bag-skirt". With no metal parts, these containers are safe for secure areas in hospitals or prison systems. The built-in lock ring allows the units to be secured from theft or high winds. Stocking Colors: Beige & Brown. Non-Stock: Black & Grey.	1	23 lbs.
	21 GAL. "CORNER ROUND" RECEPTACLE	CN-8325 WITH HOODED DOME LID	Corner Round Receptacle fits into corners to utilize space. With Rim (Model 8324) & Domed Cover (Model #8325), 21gal Capacity measures 16" x 21 1/2" x 39 1/2"H. On the 8325 model, the removable lid over-hangs base by more than 3" preventing accidental separation from rough use or wind. Unique 'Key-Way' feature and shoulder design allows polyliner to be secured and helps to hide the bag "skirt" - maintaining appearance. Completely metal-less design opens the opportunity for prison business. Stocking Colors: Black & Beige. Non-Stock: Brown & Grey.	1	14 lbs.



WASTE RECEPTACLES

CONTINENTAL KING KANS

Available in 35, 50 and 65 gallon capacity, these are truly the kings of indoor and outdoor trash receptacles. King Kans' molding process and engineered resin makes them impact, abrasion and corrosion resistant. They can't dent, crack, chip or warp even under rough treatment, and they are impervious to weather extremes. The extra large 65 gallon King Kan has spring loaded oversized double doors that easily handle full-size fast food trays. King Kans' tight fitting lids, extra large weatherproof doors shut tight to keep rain out, and prevent odor and mildew.



NAME	MFG#	ORDER#	COLOR	DESCRIPTION	PACK	WT
35 GALLON KING KAN	CN- 5735	10105716	BEIGE	Receptacle with hinged top and doors. DIMENSIONS (HxWxD): 39 1/2" x 20" x 20"	1	35.5 lbs.
		10105715	BROWN	Door Opening 9"H, 15"W Can be shipped via UPS.		

RIGID LINER FOR 35 GAL.

CN- B25

DIMENSIONS (HxWxD):
26 7/8" x 16 1/2" x 16 1/2"
CAPACITY: 25 GALLON

4 35 lbs



50 GALLON KING KAN

CN- 5750

10105016

BEIGE

Receptacle with hinged top and doors.
DIMENSIONS (HxWxD):
40 1/2" x 23 3/4" x 23 3/4"
Door Opening 9"H, 16"W
Can be shipped via UPS.

1 47 lbs

10105015

BROWN

RIGID LINER FOR 50 GAL.

CN- 6451BK **10106451**

DIMENSIONS (HxWxD):
22" x 22" x 24 1/2"
CAPACITY: 40 GALLON, COLOR: Grey

4 54.75 lbs.




WHEN ORDERING, PLEASE SPECIFY MFG # & COLOR



COLOSSUS™ 45 OR 56 GALLON RECEPTACLES



NAME	SIZE	MFG#	DESCRIPTION	PACK	WT
RECEPTACLE W/ 2 DOORS	45 gal.	CN- 6452	Colossus™ comes in both 45 & 56 Gallon sizes, two door or four opening styles, and in either Brown or Beige. Each also comes with heavy duty poly liner straps. 2 door models are FM & CSFM approved. Optional feature include: rigid poly liners, 17 lb. Hold-Down base for added stability or a tray holder top. 45 Gallon Receptacle Dimensions: 30.5" x 25" x 41.25". 45 Gallon Liner Dimensions: 21.5" x 20.5" x 24.5". 56 Gallon Receptacle Dimensions: 30.5" x 25" x 46". 56 Gallon Liner Dimensions: 21.5" x 20.5" x 29.75".	1	40.7 lbs.
	56 gal.	CN- 6562		1	58.1 lbs.
RECEPTACLE W/ 4 OPENINGS	45 gal.	CN- 6454		1	36.8 lbs.
	56 gal.	CN- 6564		1	54.7 lbs.
RIGID PLASTIC LINER WEIGHTED	45 gal.	CN- 6451BK		1	12.2 lbs.
	56 gal.	CN- 6561BK		1	14.0 lbs.
HOLD-DOWN BASE	For Both	CN- 6456BK	Dimensions: 15.75" x 13.25" x 3"	1	2.6 lbs.
TRAY TOP	For Both	CN- 6457BK	Dimensions: 18.5" x 14 5/8" x 2 3/8"	1	2.0 lbs.



"All items in this section are available as Non-Stock"

WASTE RECEPTACLES

CONTINENTAL WASTEBASKETS

Injection molded polyethylene makes these wastebaskets as practical as they are tough. Seamless construction for easy cleaning and the molded-in colors can't crack, peel, chip or scratch.



NAME	CAPACITY	ORDER #	COLOR	DIMENSIONS	PACK	WT
RECTANGULAR WASTEBASKET	13 ⁵ / ₈ QUART	CN1358	BEIGE, BLACK, DARK BROWN, GREEN & GREY	12 ¹ / ₄ " x 11 ¹ / ₄ " x 8 ¹ / ₄ "	12	15 lbs



	28 ¹ / ₈ QUART	CN2818	BEIGE, BLACK, DARK BROWN, GREEN & GREY	15" x 14 ¹ / ₂ " x 10 ¹ / ₂ "	12	25.75 lbs.
--	--------------------------------------	--------	--	---	----	------------

	41 ¹ / ₄ QUART	CN4114	BEIGE, BLACK, DARK BROWN, GREEN & GREY	19 ⁷ / ₈ " x 15 ¹ / ₄ " x 11"	12	34.5 lbs.
--	--------------------------------------	--------	--	---	----	-----------



ROUND WASTEBASKET	44 ³ / ₈ QUART	CN4438	GREY & BEIGE	18 ⁷ / ₈ " x 16" dia.	6	18 lbs.
--------------------------	--------------------------------------	--------	--------------	---	---	---------



FIRE-RESISTANT RECTANGULAR WASTEBASKET (*UL CLASSIFIED)	27 ⁵ / ₈ QUART	CN2927	SAND & BLACK	16" x 8 ¹ / ₂ " x 14"	6	31.75 lbs.
--	--------------------------------------	--------	--------------	---	---	------------



UL CLASSIFIED* - These beautiful and rugged wastebaskets hold their shape and will not burn, melt, or contribute to fires under normal burning paper conditions. And they won't transfer heat to floors or surrounding furnishings. These wastebaskets meet the requirements of Underwriters Laboratories, Inc. U.S. Dept. of Health and Human Services & The California State Fire Marshall (CSFM).

WHEN ORDERING, PLEASE SPECIFY MFG # & COLOR

CARDBOARD RECEPTICLES



NAME	CAPACITY	ORDER #	COLOR	DIMENSIONS	PACK	WT
EVENT RECEPTICLE (CARDBOARD)	55 Gallon	99991836	Brown	18" x 18" x 36"	1	2.4 lbs
		99991837	White			

Cardboard recepticle used for indoor/outdoor events, festivals. Takes 55 gallon trash liners. Has a locking bottom and carry handles.



WASTE RECEPTACLES

ASH RECEPTACLES



NAME	MFG#	DESCRIPTION	PACK	WT
"L 'ASHCAN" FLOOR SAND URN w/Chrome Plated Steel Tray & Galvanized Liner	CN885	Combination sand urn and waste receptacle. One piece structural plastic w/chrome plated steel tray and a galvanized removable liner. Height - 23 3/4", dia. 10" (Replacement inner liner #886 Available) COLORS: BLACK	1	7 lbs.
ORDER# 10101885				

"MOD URN" FLOOR SAND URN w/Chrome Plated Steel Tray	CN888	One piece structural plastic w/chrome plated steel tray. Height - 20", dia. 10" COLORS: BLACK.	1	7 lbs.
ORDER# 10108885				

WHEN ORDERING, PLEASE SPECIFY MFG # & COLOR



"SMOKERS' OASIS™"

SRS-1

The first affordable, all steel, aesthetically pleasing, use anywhere, cigarette butt disposal receptacle is a must for all smoking environments. Measuring 39" high x 16" dia. with 1 1/4" dia. dual entry openings for easy cigarette butt disposal. Fire safe steel construction won't melt or burn and cleans easily with a damp cloth. Weather resistant 5-Stage EXL-COAT™ TGIC Polyester Powder Coat textured finishes helps prevent unsightly cigarette burn damage. Metal hasps secured to base reduce oxygen and contribute to self-extinguishing design. Four gallon bucket conceals thousands of butts. Vinyl base protects both the floor & the unit. Colors: Charcoal, Copper.

1

20 lbs.



"Custom Colors to meet any decor now Available!"

CONTINENTAL

"CLASSIC SMOKING RECEPTACLES"	10100887	CN- 887BE	New line of smoking receptacles geared toward outdoor use. Pail included. UPS-able. Available in Grey & Beige.	1	10 lbs.
	10100888	CN- 887GY		1	10 lbs.



CONTINENTAL

"CACTUS SMOKING RECEPTACLES"	10100889	CN- 889	Southwestern themed receptacle is an attractive addition to a building. 4 gallon pail included. UPS-able.	1	10 lbs.
-------------------------------------	----------	---------	---	---	---------



EAGLE

SAFESMOKER BLACK	19111208	1208BLACK	SafeSmokers are made of high density polyethylene with UV inhibitors and a galvanized steel collection bucket. Designed to restrict oxygen to quickly extinguish burning butts. Rain protective design keeps water out and reduces waste smells. Includes integrated hold-down tabs for security and wind protection.	4 Gal	1	10 lbs.
-------------------------	----------	-----------	---	-------	---	---------

EAGLE

SAFESMOKER BEIGE	19101208	1208BEIGE		4 Gal	1	10 lbs.
-------------------------	----------	-----------	--	-------	---	---------



EAGLE POLY TUBE METAL BUTT CANS

	19101202	1202BEI	EAGLE Butt Cans provide for clean and safe disposal of ashes and cigarettes. Newly designed polyethylene tube helps keep rain water out and unsightly butts in. Tube is removable for emptying can.	2 Gal	1	5 lbs.
	19101205	1205BEI		5 Gal	1	7 lbs.

WASTE RECEPTACLES

CONTINENTAL STEELINE WASTEBASKETS



All Continental Steeline receptacles are built for strength and beauty exceeding industry standards for durability and performance. Fire-safe steel adds an additional dimension of safety for protection against fire escalating or spreading. (Meets GSA specification A-A-182 Basket Wastepaper - Metal) Offered in square, rectangular, and round, the Steeline Wastebaskets are available in a wide range of sizes and colors to complement any decor. Polyester-based powder-coat finish helps prevent chipping and rust.



NAME	CAPACITY	MFG#	AVAILABLE COLORS	DIMENSIONS	PACK	WT
ROUND STEELINE WASTEBASKET	26 QUART CAPACITY	CN71N	BLACK, BROWN, & GREY	14 1/2" height x 13 1/2" dia.	6	22 lbs.

METAL WASTE RECEPTACLES



REPLACEMENT LIDS ALSO AVAILABLE

NAME	CAPACITY	ORDER#	MFG#	PACK	WEIGHT
GARBAGE CAN WITH COVER (GALVANIZED)	6 GAL.	06100906	DP-906	6	20 lbs.
	10 GAL.	06100910	DP-910	6	41 lbs.
	20 GAL.	06100620	DP-620	6	52 lbs.
	30 GAL.	06100630	DP-630	6	68 lbs.

CONTINENTAL SHELVES & STEP STOOL



NAME	ORDER#	MFG#	DESCRIPTION	PACK	WEIGHT
VENTILATED STORAGE SHELVES	10616484	CN-6484 OY	The model 6484 ventilated shelf design allows for a moisture and dust-free storage environment for all your supplies. The generous 18" shelf spacing will handle most storage requirements. Four shelves are standard. Heavy-duty construction will hold up to 150 lbs. per shelf without sagging, bending or swaying. Structural plastic shelves, columns and dust caps will not rust, dent, peel or chip. Smooth, molded edges won't cause injury or damage clothing. The unique "quick assembly" socket and column system make setup fast and easy. No tools or fasteners needed.	1 set	24.6 lbs.



STRUCTO TOUGH SHELVES	10617204	CN-4418-5GY	This 5-shelf unit is ideal for heavy use with chemical dispensing kegs, office supplies and other heavy items in warehouses, offices and janitor closets. Reinforced, raised shelf edge contains spills and provides exceptional strength. Structural plastic construction eliminates rusting, denting, chipping, peeling or staining. All shelves have slots for hanging tools or brushes. Fast, easy one-person assembly in minutes, no screws or bolts. Over 14" clearance between shelves. Grey in color.	1	71 lbs.
------------------------------	-----------------	-------------	---	---	---------



ROLL-AROUND STEP STOOL	10610523	CN-523	This structural plastic step stool is rugged enough to hold up to 300 lbs. . It won't rust, dent, chip or peel and the molded-in foot surface prevents slipping. Four retractable non-marking casters and an anti-skid bottom make it easy to maneuver and hold it in place during use. Color: Beige	1	8.7 lbs.
-------------------------------	-----------------	--------	--	---	----------

